




**DARSHAN ACADEMY**

**SESSION  
(2025-26)**

**VACATION ASSIGNMENT  
(MINDFUL MOMENTS)**

**FOR  
CLASS - NURSERY**





Holidays are the best time of the year.

Time to shout, clap & cheer!!!

Jump about and have lots of fun,

Enjoy treats in tons and tons!!!

Plan a trip, go around and explore.

Playing or cycling, whatever you do.

Be helpful and nice to all each day,

You are a Darshanite - A winner all the way!!!

**Remember to share your fun moments with us!**

## Help your child to take care of 'Personal Hygiene'



- Brushing teeth twice daily.
- Combing hair regularly.
- Bathing every day.
- Washing hands before and after meals.
- Trimming the nails and keeping them clean.

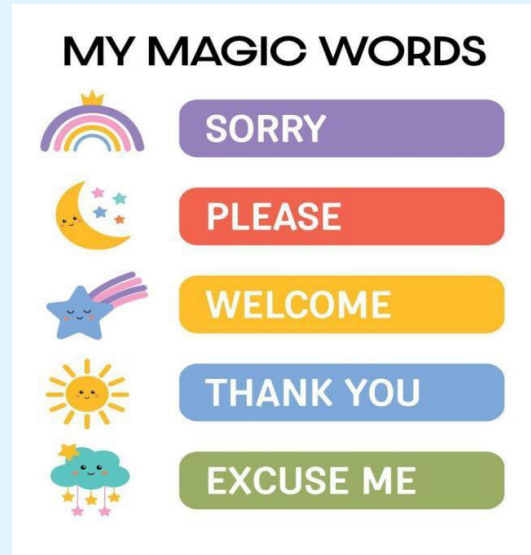

**Make your child independent by inculcating the following life skills.**



- Buttoning and unbuttoning the shirt.
- Keeping his/her belongings back in their place/arranging their toy shelf, etc.
- Folding mats and clothes.
- Wearing shoes and socks.
- Zipping the school bag and clothes.
- Packing his/her school bag.
- Laying the table.



## Work on the following social skills



- Greeting someone with a smile.
- Conversing freely with visitors and relatives.
- Answering the phone calls saying “hello”, and asking who is calling?
- Speaking politely.
- Sharing with friends.
- Taking turns.
- Using magical words -  
I’m sorry, Please, Excuse me, Thank you, Welcome

## Work on the fine motor skill activities.



- Zipping and unzipping.
- Buckling and unbuckling.
- Opening and closing the bottle cap/tiffin lids, etc.
- Picking up and holding onto small objects.
- Turning pages of a book.
- Squeezing sponges.



## LET'S CELEBRATE INTERNATIONAL YOGA DAY!



21st of June is celebrated as the International Day of Yoga, promoting awareness of its numerous health benefits.

Yoga is a great gift to mankind which helps us stay fit and maintain our health.

Practice the given **Yoga poses** under your parents' supervision.

Let your parents **click pictures** while you perform these postures and capture your progress!



FUN WITH CLAY : Make your own creations



Make the beautiful caterpillar using colourful clay.

## FATHER'S DAY SPECIAL

### ➤ COLOURING ACTIVITY



**Father's Day is celebrated on 15th June to honor and express love for our fathers.**

**A father is not just a guide and protector but also the greatest superhero in our lives!**

**Let's make his day more special by colouring a BEAUTIFUL TIE for him on this FATHER'S DAY as a token of our love and respect for him.**

**NOTE-Here are messages from Kids side to wish their fathers on Father's Day.**

- 'Happy Father's Day, Daddy. I Love you so much.'
- 'You' are the best daddy in the world.

## ACTIVITY FOR KIDS

### My table mat - my creativity

Create a table-mat piece on A3 sheet using crayon or pastel colours.

Let the child unleash his or her own creativity. Children will make their table mat themselves. They can decorate their Table mat with stickers, fingerprint, thumb print, leaf print etc. Once completed, get it laminated and bring it to school. This table-mat will stay in class and you can use it during lunch breaks.

Few images have been given for reference.






Let's learn the rhymes given below:

### Instructions:

Go and stand in front of a mirror in your home.. Look at yourself and see how smartly you recite the rhymes which are mentioned below:



FUN




SHEET (ENGLISH)

Trace the Standing Line .

Learning Objective- Fine Motor Development , Hand-Eye Coordination, Grip and Pencil Control .

# Trace the Line

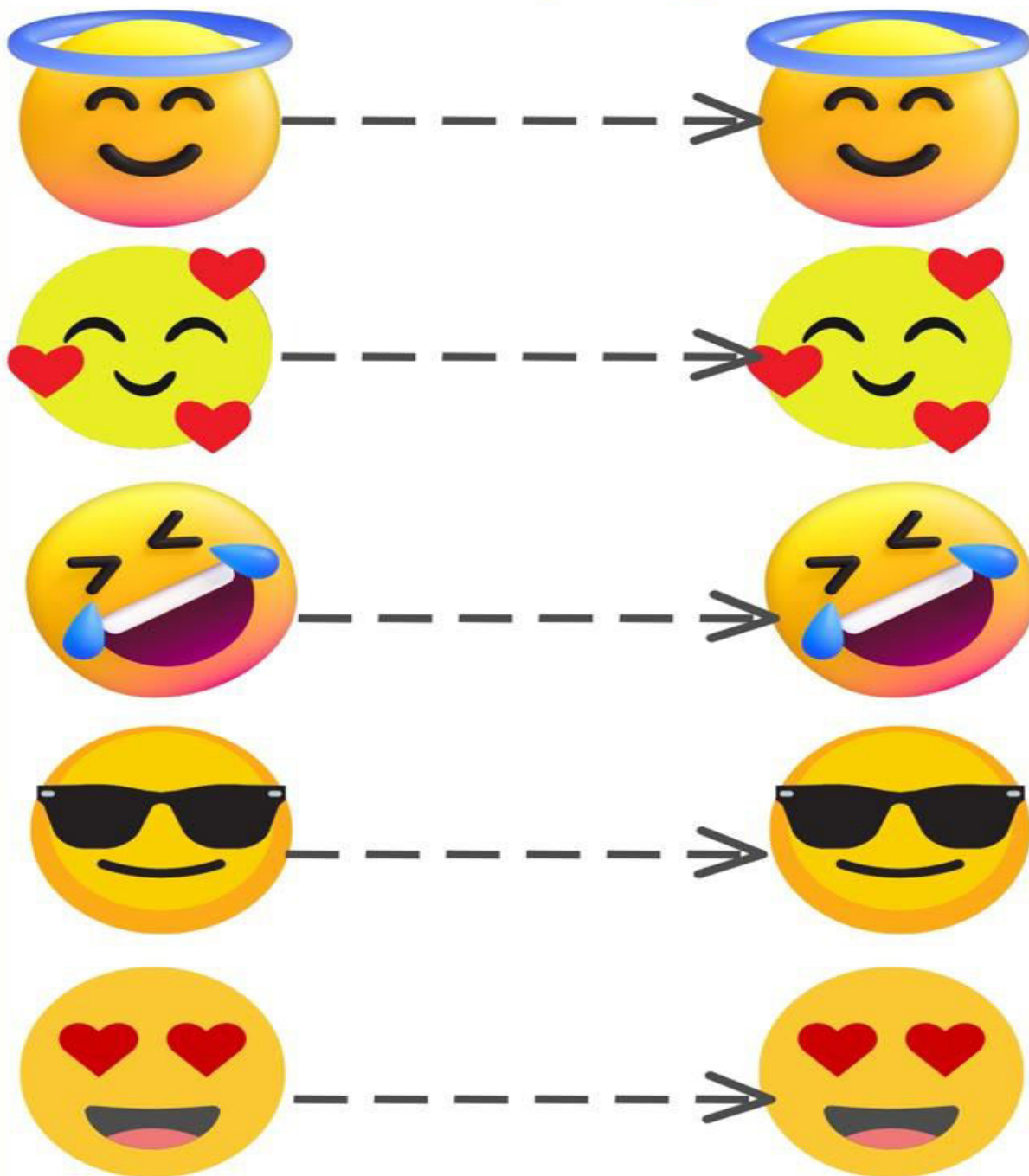


FUN SHEET



FUNSHEET

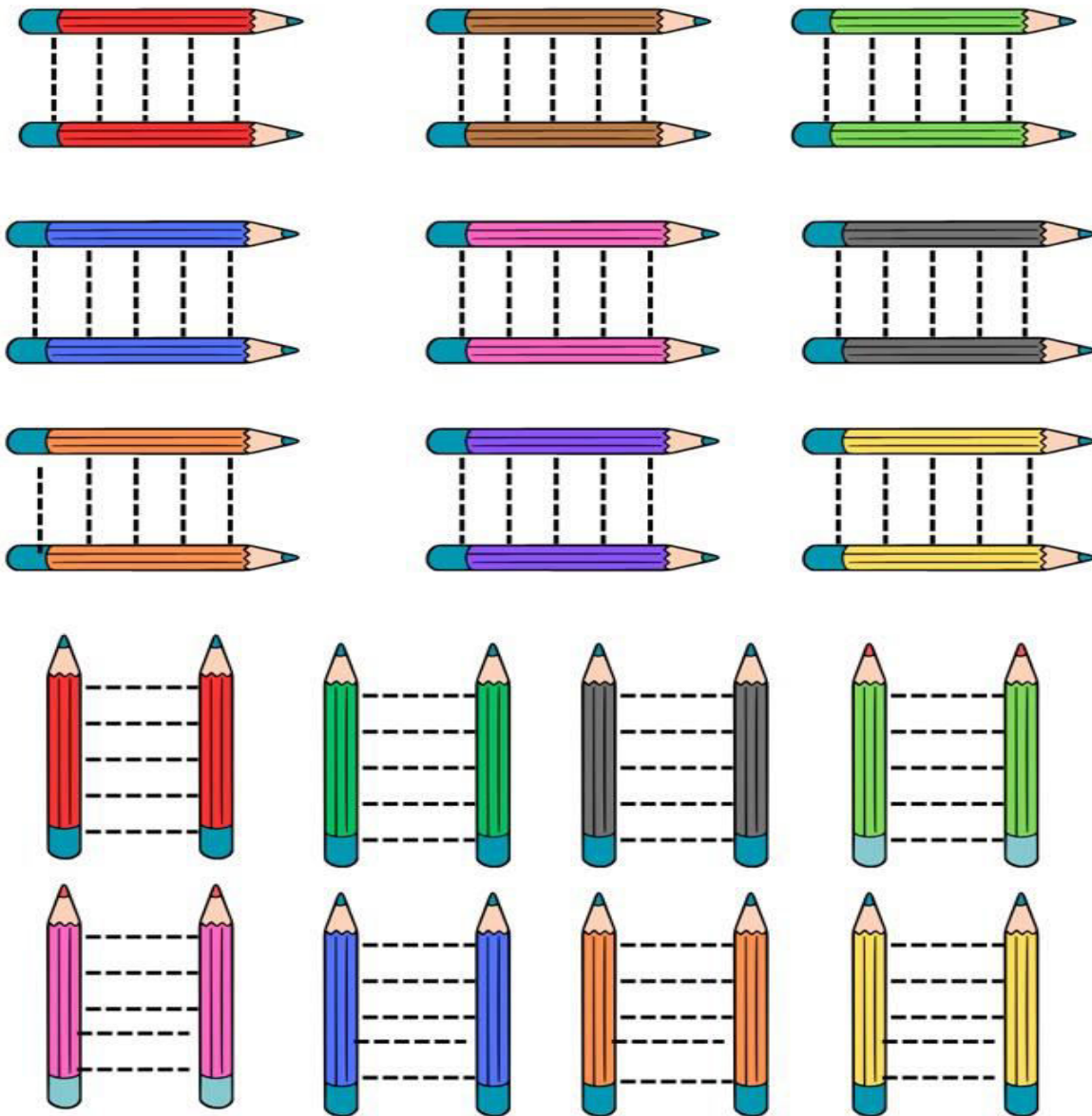
# Trace Sleeping Lines





Learning Objective – Fine Motor Skill Development , Eye- Hand-Coordination, Grip and Pencil Control.

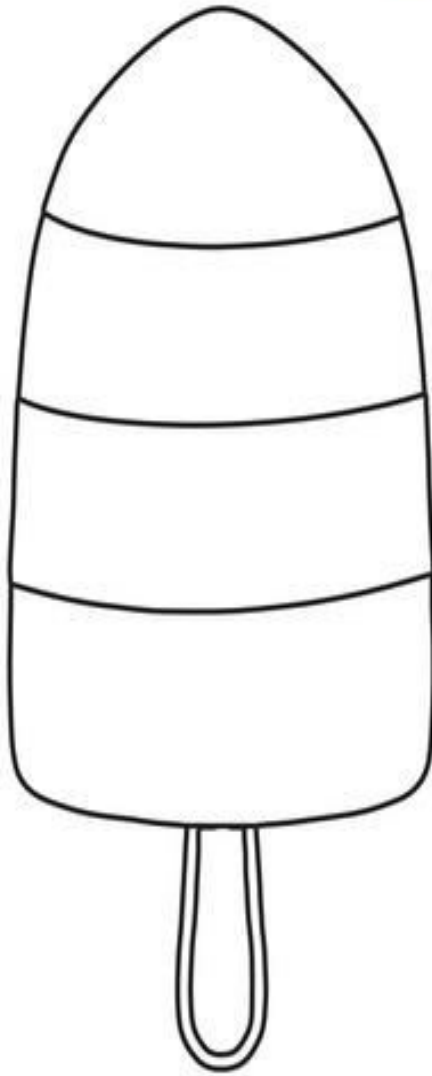
## Trace Standing & Sleeping Lines



## FUN SHEET

Learning Objective –Color Recognition and Creativity, Fine –Motor Skill Development.

# Coloring Activity




RainBOW  
Ice cream

## FUN SHEET

Paste the thermocol balls on the given letter.

Learning Objective – Fine Motor Skills , Recognition of letter T.

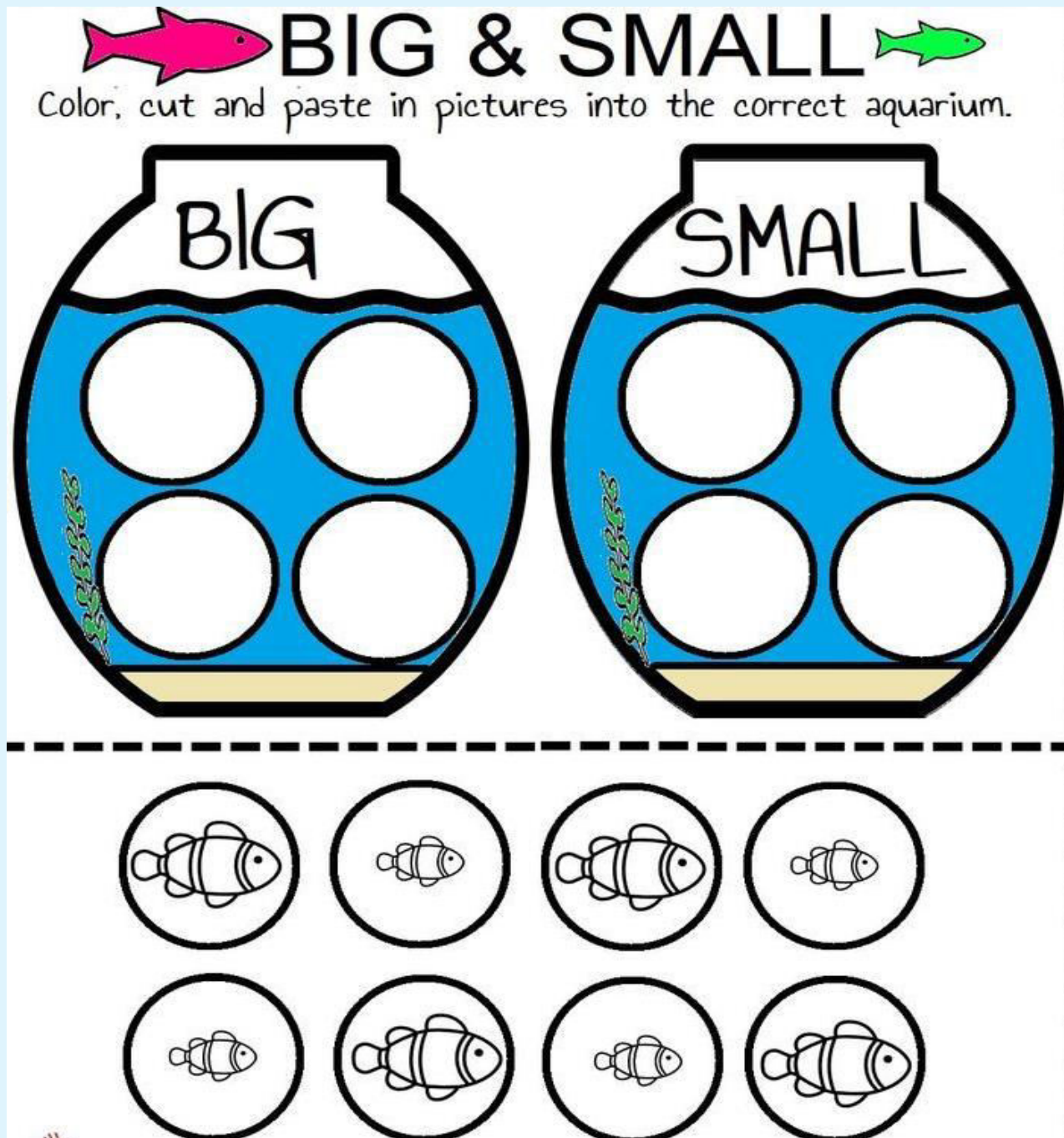


FUN SHEET (MATHS)

Concept: Big / Small



Learning Objective-Differentiate between Big and Small, Fine Motor Skill Development.




FUN SHEET

Concept One / Many

Tear the colourful papers, paste them in a pot and do thumb printing in flowers.

Learning Objective- Fine Motor Skill Development , Eye -Hand Coordination ,  
understand the concept of one and many.



FUN SHEET

Learning Objective- Recognise and write number 1.

# Identification of Numbers: 1

Color the apples with 1 red




FUN SHEET

Bindi pasting activity

Learning Objective- Eye-hand coordination , Fine Motor Skill Development, pincer grip.





**STRAWBERRY**



**DARSHAN ACADEMY**


**SESSION  
(2025-26)**

**VACATION  
ASSIGNMENT  
(MINDFUL MOMENTS)**

**SCHOOL**

Thank  
you!

**FOR  
CLASS L.K.G**







Holidays are the best time of the year.

Time to shout, clap & cheer!!!

Jump about and have lots of fun,

Enjoy treats in tons and tons!!!

Plan a trip, go around and explore.

Playing or cycling, whatever you do.

Be helpful and nice to all each day,

You are a Darshanite - A winner all the way!!!

**Remember to share your fun moments with us!**



## Help your child to take care of 'Personal hygiene'



- Brushing teeth twice daily.
- Combing hair regularly.
- Bathing every day.
- Washing hands before and after meals.
- Trimming the nails and keeping them clean.


## Make your child independent by inculcating the following life skills.



- Buttoning and unbuttoning the shirt.
- Keeping his/her belongings back in their place/arranging their toy shelf, etc.
- Folding mats and clothes.
- Wearing shoes and socks.
- Zipping the school bag and clothes.
- Packing his/her school bag.
- Laying the table.

## Work on the following social skills

- Greeting someone with a smile.
- Conversing freely with visitors and relatives.
- Answering the phone calls saying “hello”, and asking who is calling?
- Speaking politely.
- Sharing with friends.
- Taking turns.
- Using magical words -  
I'm sorry, Please, Excuse me, Thank you, Welcome



## Work on the fine motor skill activities.




- Zipping and unzipping.
- Buckling and unbuckling.
- Opening and closing the bottle cap/tiffin lids, etc.
- Picking up and holding onto small objects.
- Turning pages of a book.
- Squeezing sponges.

## LET'S CELEBRATE INTERNATIONAL YOGA DAY!




21st of June is celebrated as the International Day of Yoga, promoting awareness of its numerous health benefits. Yoga is a great gift to mankind which helps us stay fit and maintain our health. Practice the given **Yoga poses** under your parents' supervision.

Let your parents **click pictures** while you perform these postures and capture your progress!





## FUN WITH CLAY : Make your own creations



Make the beautiful caterpillar using colourful clay.

### FATHER'S DAY SPECIAL

Father's Day is celebrated on 15th June to honor and express love for our fathers.

A father is not just a guide and protector but also the greatest superhero in our lives!

Let's make his day more special by making a BEAUTIFUL CARD for him on this FATHER'S DAY as a token of our love and respect for him.

In the card, you may write the message like:

- 'Happy Father's Day, Daddy. I Love you so much.'
- 'You' are the best daddy in the world.




### ACTIVITY FOR KIDS

#### MY TABLE MAT – MY CREATIVITY

Create a table-mat piece on A3 sheet using crayon or pastel colours.

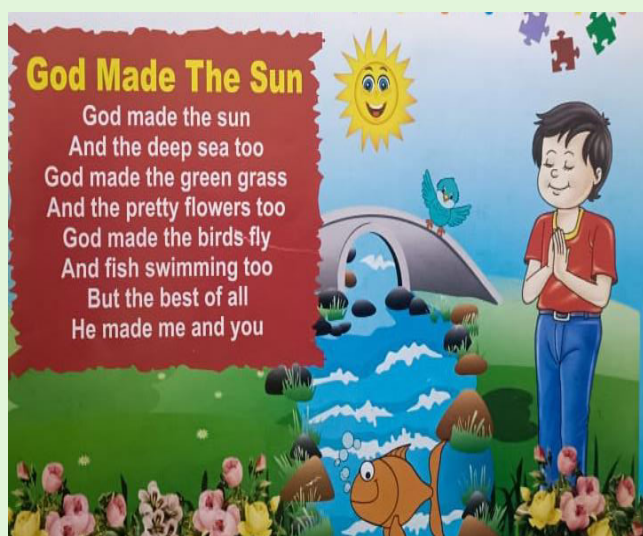
Let the child unleash his or her own creativity using fruits. Children will make their table mat themselves. They can decorate their Table mat with stickers, fingerprint, thumb print, leaf print etc. Once completed, get it laminated



and bring it to school. This table-mat will stay in class and you can use it during lunch breaks.



Let's learn the rhyme given below:





# STORY TIME!

Read and learn the given story. Record a short video presenting the story using props. Post the video in the class group.

## **RABBIT AND TORTOISE**

Once there was a race between  
rabbit and tortoise.

Rabbit boasted how fast he could run.  
He ran for a while and then stopped to rest.  
He thought he had lots of time to win.  
So he fell asleep.

Tortoise walked slowly  
without stopping until he won the race.  
Rabbit woke up, and realized he was too late.  
The moral of the story is:  
Slow and steady wins the race.


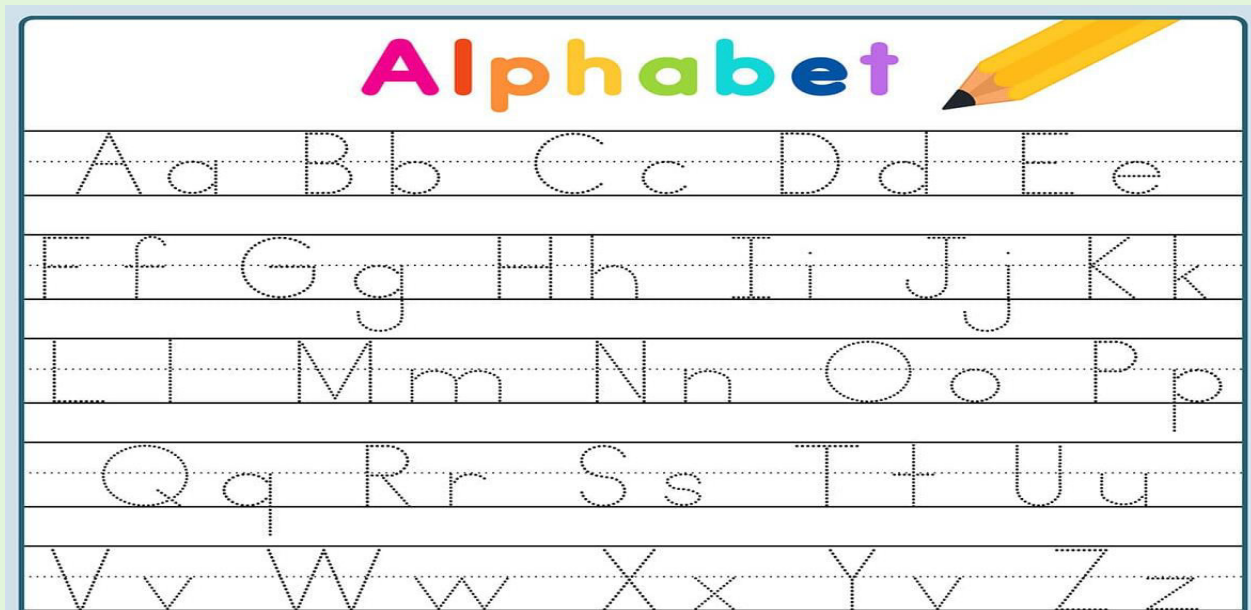




## FUN SHEET (ENGLISH)

(Learning objectives : Letter recognition, pre-writing skill)


### **TRACE THE LETTERS:**



## FUN SHEET (HINDI)

(Learning objectives: fine motor skill, writing practice)

1. अ से अः तक लिखो (Write in sequence from अ से अः)




2.

असेअः तकस्वरोंकामिलानकरकेचित्रपूराकरियेऔररंगभरिये :



## SPOT THE DIFFERENCES

Find and **circle five differences** between the two pictures.






Colour the picture according to the number key:



(Learning objectives: counting skill, cognitive development, observation skills)



**FILL THE MISSING NUMBERS:**



(Learning objectives: creative and critical thinking, exploring secondary colours)

## Primary Colours

What primary colours do you know?



Red



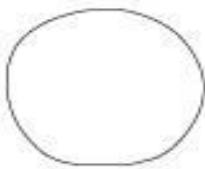
Yellow



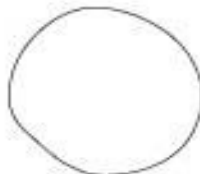
Blue

## Secondary Colours

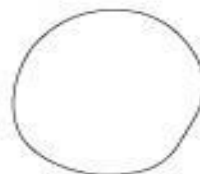
Let's mix primary colours to get secondary colours.




Red



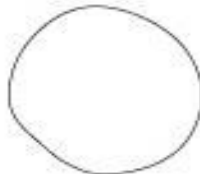
Yellow



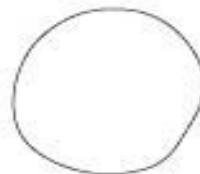
Orange



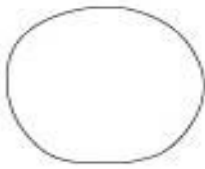
Blue



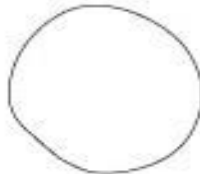
Yellow



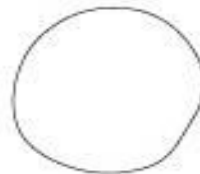
Green



Red



Blue



Purple





# **DARSHAN ACADEMY**

**SESSION  
(2025-26)**

**VACATION  
ASSIGNMENT  
(Mindful Moments)**

**FOR  
CLASS UKG**





Holidays are the best time of the year.

Time to shout, clap & cheer!!!

Jump about and have lots of fun,

Enjoy treats in tons and tons!!!

Plan a trip, go around and explore.

Playing or cycling, whatever you do.

Be helpful and nice to all each day,

You are a Darshanite - A winner all the way!!!

**Remember to share your fun moments with us!**

## Help your child to take care of 'Personal hygiene'



- Brushing teeth twice daily.
- Combing hair regularly.
- Bathing every day.
- Washing hands before and after meals.
- Trimming the nails and keeping them clean.

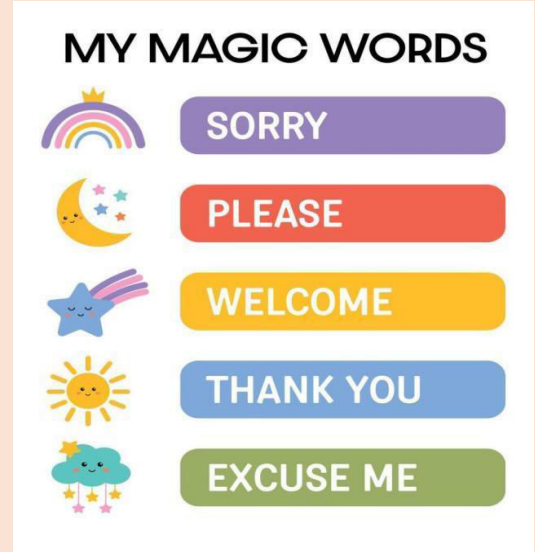

## Make your child independent by inculcating the following life skills.



- Buttoning and unbuttoning the shirt.
- Keeping his/her belongings back in their place/arranging their toy shelf, etc.
- Folding mats and clothes.
- Wearing shoes and socks.
- Zipping the school bag and clothes.
- Packing his/her school bag.
- Laying the table.



## Work on the following social skills



- Greeting someone with a smile.
- Conversing freely with visitors and relatives.
- Answering the phone calls saying “hello”, and asking who is calling?
- Speaking politely.
- Sharing with friends.
- Taking turns.
- Using magical words -  
I’m sorry, Please, Excuse me, Thank you, Welcome

## Work on the fine motor skill activities.



- Zipping and unzipping.
- Buckling and unbuckling.
- Opening and closing the bottle cap/tiffin lids, etc.
- Picking up and holding onto small objects.
- Turning pages of a book.
- Squeezing sponges.

## LET'S CELEBRATE INTERNATIONAL YOGA DAY



21st of June is celebrated as the International Day of Yoga, promoting awareness of its numerous health benefits.

Yoga is a great gift to mankind which helps us stay fit and maintain our health. Practice the given **Yoga poses** under your parents' supervision.

Let your parents **click pictures** while you perform these postures and capture your progress!



## **FUN WITH CLAY : Make your own creations**



**Make beautiful flowers using  
colourful clay.**

## **FATHER'S DAY SPECIAL**

**Father's Day is celebrated on 15th June to honor and express love for our fathers.**

**A father is not just a guide and protector but also the greatest superhero in our lives!**

**Let's make his day more special by making a BEAUTIFUL CARD for him on this FATHER'S DAY as a token of our love and respect for him.**

**In the card, you may write the message like:**

- 'Happy Father's Day, Daddy. I Love you so much.'
- 'You' are the best daddy in the world.





## ACTIVITY FOR KIDS

### My table mat - my creativity

Create a table-mat piece on A3 sheet using crayon or pastel colours.


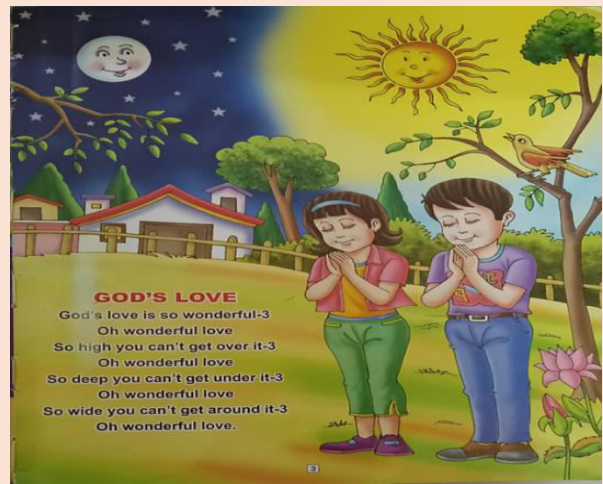
Let the child unleash his or her own creativity using vegetables. Children will make their table mat themselves. They can decorate their Table mat with stickers, fingerprint, thumb print, leaf print etc. Once completed, get it laminated and bring it to school. This table-mat will stay in class and you can use it during lunch breaks.



## Rhyme time

Let's learn the rhyme given below:

Go and stand in front of a mirror in your home. Look at yourself and see how smartly you recite the rhymes given below with actions:






# It's story TIME

**Let's learn the story given below.**

**Read and learn the given story. Record a short video presenting the story using props. Post the videos in the class group.**



## **Shepherd Boy**

Once a naughty shepherd boy brought out the villagers three or four times by crying out, "Wolf! Wolf!"








When his neighbours came to help him, he laughed at them. One day the shepherd boy shouted for help as the wolf actually came. No one came to help him. The wolf killed the shepherd boy.



## Fun Sheet (English)

Identify the picture, find the correct sound and write in the given box.

(Learning Objective: - Phonic Awareness, Word Formation, Vocabulary development)

	→	c		an
	→	f		at
	→	h		an
	→	m		at
	→	b		an
	→	p		ap
	→	g		at

## Fun Sheet (English)

(Learning Objective: - Alphabet Recognition, Fine motor skill, Early literacy development)

### FILL THE MISSING LETTER

Directions: Fill in the blanks with missing letter.




a	b	.....			
.....	e	.....	g	h	i
j	.....	l	.....	n	.....
p	.....	r	s	.....	u
v	.....	x	.....	z	

## Fun Sheet (Hindi)

कसेहतककेव्यंजनकार्डबनाइए

उदाहरण :



संकेत : प्रत्येक कार्ड का साइज 8 x 8 cm होना चाहिए

Learning Objective: - language proficiency, categorization skills, recognition of Hindi letters

वर्गीय व्यंजनों को एक ही वर्ग के फलों पर रखिए

द	भ	म	ज	ढ	फ	घ	ब
ट	ड	थ	ग	झ	न		
प	छ	ख	ण	त्र	त		



## Fun Sheet (Maths)

Cut and paste the picture in correct sequence 1 to 8.

Learning Objective: - Number recognition, understanding sequencing, observation skill


1	2	3	4	5	6	7	8




## Fun Sheet (Maths)

Count the objects and write their number-

Learning Objective: -, observation skill, improve counting skills



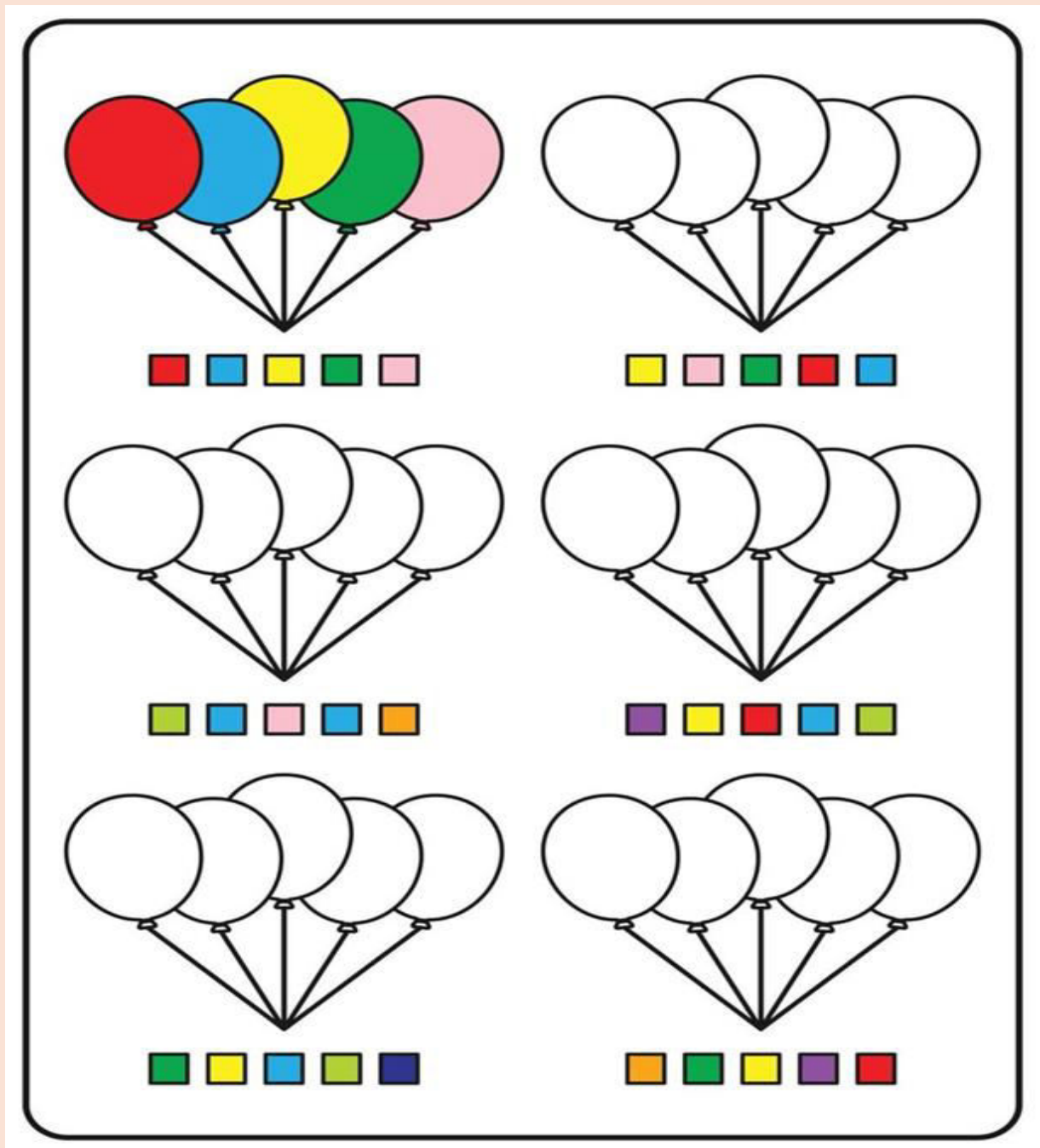
Count the objects and write their number in the lines provided below the dashed box.

	_____		_____		_____
	_____		_____		_____
	_____		_____		_____

## Fun Sheet (EVS)

Colour the balloons according to the given patterns.

(Learning Activity: -Colour Recognition, logical thinking, attention & concentration)





## Fun Sheet (EVS)

**Learning Objective: Moral and social development, discussion skill, decision making.**

Which students behave as good students and which ones aren't?  
Color the smiley face for Yes or the sad face for No.

